

Template for Evidence(s) UI GreenMetric Questionnaire


University : Alexandria.University..
Country : Egypt..
Web Address : <https://alexu.edu.eg/>

[1] Setting and Infrastructure (SI)

[1.20] Percentage of operation and maintenance activities



Construction of New Buildings in Abbas Campus (Alexandria University, Egypt)



Maintenance of the Library Building

Maintenance of the Central Lab Building

Faculty of Science in Moharram Bek (Alexandria University, Egypt)



Several teaching rooms were renewed. Each room contains well equipped technological facilities (screens, data shows and white boards).

Description: Percentage of operation and maintenance activities

Total campus buildings area	1,288,424.378 m ²
Total operated building	470,000 m ²
Percentage building that operated and maintained	36.5 %
The University total budget 2021	\$ 193,728,698
The University total sustainability budget 2021	\$ 36,209,262
The University budget for Maintenance 2021	\$ 3,907,219.14
The percentage of budget for Maintenance	2.1%

Additional evidence link: Maintenance Unit for lab apparatus and electronics:

https://alexu.edu.eg/index.php/?option=com_content&view=article&id=5912&catid=21&lang=ar-AA

VICE PRESIDENT
Community Service & Environment Development

Alexandria University budget for sustainability effort (in US Dollars)

	2020	2021	Average
Budget Total	\$ 187,207,054	\$ 193,728,698	\$ 190,467,876
Sustainability Budget	\$ 58,251,507	\$ 36,209,262	\$ 47,230,384.5
		Percentage	24.8 %


Alexandria University budget for sustainability effort:


The average percentage of Alexandria University budget for sustainability effort is 24.8%.

Percentage of operation and maintenance activities in 2021

Total campus buildings area	1,288,424.378 m ²
Total operated building	470,000 m ²
Percentage building that operated and maintained	36.5 %
The University total budget 2021	\$ 193,728,698
The University total sustainability budget 2021	\$ 36,209,262
The University budget for Maintenance 2021	\$ 3,907,219.14
The percentage of budget for Maintenance	2.1%

Sincerely,


Prof. Ashraf Elghandour, MD
Vice president of graduate Students & Research
Acting Vice president Community Service &
Environment Development
Alexandria University





Buildings of Alexandria University

2022/2021

Faculty	Number of Buildings	Notes
Faculty of Engineering	9	
Faculty of Law	3	
Medical Research Institute	2	
Institute of Graduate Studies & Research	2	
Faculty of Fine Arts	17	
Faculty of Agriculture – Saba Pasha	15	
Faculty of Commerce	12	
Faculty of Medicine	5	
Faculty of Pharmacy	3	
Faculty of Agriculture – Shatby	15	
Faculty of Veterinary Medicine	19	
Faculty of Specific Education	3	
Faculty of Early Childhood Education	4	
Faculty of Education	1	
Faculty of Dentistry	2	
Faculty of Science	22	
Faculty of Tourism & Hotels	1	
Faculty of Economics & Political Science	1	
Institute of Public Health	2	
Faculty of Arts	5	
Abees	11	
Total	154	

General Manager
Dr./ Nadira Sobhy Mohamed

Nadira
2022
18-10

Building maintenance – Alexandria University 2022/2021

Faculty / Institute	Number of Buildings
Faculty of science	3
Faculty of Pharmacy	1
General Administration of University Cities	1
Faculty of Specific Education – Boys	3
Faculty of Agriculture – Shatby	7
Faculty of Medicine	2
Faculty of Engineering	3
Total	20

General Director
Information, Documentation & Decision Support Center
Dr. / Nadira Sobhy Mohamed

2022 Nadira
18-10